

Manuál k registraci do ETA (Electronic Travel Authorisation)

Vyplňujeme pouze na stránkách <https://www.etakenya.go.ke/en>

Co budeme potřebovat?

1. Platný pas alespoň 6 měsíců po dni příletu do destinace a alespoň 1 prázdnou stránku
2. Selfie fotku nebo pasovou fotku
3. Kontaktní údaje, email, telefon
4. Letenky a hotelový voucher
5. Kreditní/debitní kartu nebo jiný způsob platby

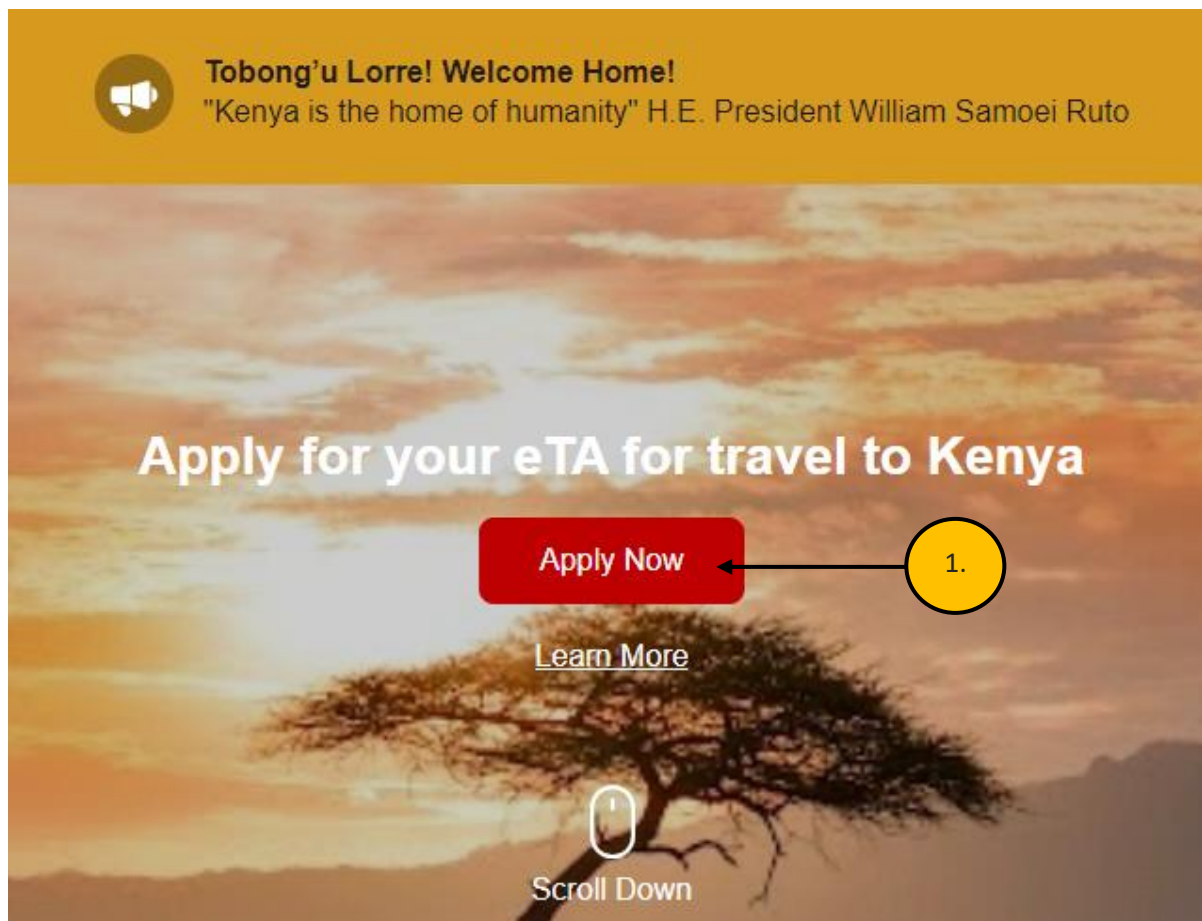
Jak dlouho trvá vyřízení?

- 3 pracovní dny, v některých případech i možno déle

Jak vyplňovat?

- Stále doporučujeme vyplňovat **bez diakritiky**

Krok 1 – Klikneme na tlačítko „Apply Now“



Krok 2 – Klikneme na tlačítko „Continue“

Krok 3 a 4 – Odsouhlasíme podmínky a klikneme na tlačítko „Continue“

How to Apply

- Letter and/or appointment letter from the referring doctor/hospital
- Conference invitation/participation letter
- Employment contract
- Supporting documents for resettlement
- Vaccination(s) or test results certificates

For travellers arriving for business

- Invitation letter from company
- Copy of registration of the company

For travellers visiting family

- Invitation letter from family/host
- Identity card/Passport/Alien card/Entry permit of the family member/host

For Diplomatic travel

- A Diplomatic, Official and Service passport
- An official letter from the Country of Origin/Organisation/ Foreign Affairs.

Processing time is three (3) working days but in some cases it may take longer.

3

If you disagree with the above, you may choose not to proceed.

I have read and agreed to the above.

Opt-in to receive special offers and exciting updates for your trip.

Krok 5 – Vybereme si, jestli chceme registrovat 1 osobu „Individual application“ nebo skupinu „Group Booking“ (rodina, pár či skupina přátel – max. 6 osob na 1 přihlášku)

- Skupina musí pobývat ve stejném státu
- Sdílet stejný důvod návštěvy destinace
- Sdílet stejné ubytování a taktéž itinerář během pobytu

Krok 6 – Odsouhlasíme podmínky



Individual application

I am applying for one individual only.



Group application

I am applying for a group application.

If you are a family, a couple, friends living together or a company submitting on behalf of your employees, you can save time by applying as a group. To apply as a group, you must meet certain eligibility requirements.

5

If you expect to travel to Kenya regularly or have multiple trips planned, we highly encourage you to download the “Kenya Travel Authorisation” mobile app that will be available in soon. You will be able to securely save your travel documents and profile on your phone which can be reused for future travel.

6

Close

Continue

Krok 7 – Zvolíme si stát trvalého pobytu a klikneme na tlačítko „Continue“


Country of Residence

Please select your country of residence. This is the country where you live and pay taxes. If you are a resident Diplomat of Kenya, please select Kenya.

Q Czech

7

Selected

 Czech Republic ✓

Krok 8 – Vyplníme příletové údaje

1. Zvolíme důvod návštěvy: Tourism
2. Zvolíme datum příletu
3. Zvolíme si způsob dopravy - v případě letu se **Smartwings zvolte "Charter or other airline" a číslo letu ve směru do Keni bez QS**
4. Vybereme leteckou společnost a zvolíme číslo letu
5. Zvolíme zemi, odkud jsme začali cestu

Trip Information

We collect this information to understand when you will arrive in our country, how long you will stay, where you will stay, and the purpose of your visit.

- ✔ Trip Information
- Passport Information for Your Group
- Contact Information
- General Info
- Customs Declaration
- Confirm and Proceed

Primary purpose of visit

Tourism 8

Arrival Details

25 Jan 2024 2

Your expected arrival date in Kenya.

3 **Arriving by Air** 4 **Arriving by Sea** 4 **Arriving by Land**

Select Airline 4 Flight 4


Provide information on your flight to Kenya.

Select the country of origin for your trip 5

Please select the country where your trip started.

Krok 9 – vyplníme odletové údaje a místo pobytu v destinaci

1. Zvolíme datum odletu z destinace
2. Zvolíme způsob dopravy
3. Vybereme leteckou společnost a zvolíme číslo letu - **v případě letu se Smartwings zvolte "Charter or other airline" a číslo letu ve směru z Keni bez QS**
4. Vybereme naši cílovou destinaci při odletu zpět
5. Vybereme ubytování (lze psát název hotelu) ve kterém budeme pobývat pokud máme více ubytování – klikneme na „Add Address“
6. Zvolíme si datum pobytu od-do
7. Klikneme na tlačítko „Continue“



Departure Details

31 Jan 2024 1

Your expected departure date from Kenya. When you will exit Kenya.

Departing by Air 2 Departing by Sea Departing by Land

Select Airline 3 Flight # 3

If you know your flight information, please input here otherwise leave blank.

Destination country 4

Select the country where you will travel to as your final destination. Please do not select any transit points.

Address(es) in Kenya

Name of hotel/guesthouse or address of residence.

Where are you staying in Kenya? 5

From Date 6 To Date 6


[+ Add Address](#)





Krok 10 – Nahrajeme pasovou stránku s údaji (pdf, jpg, png) nebo lze i vyfotit přes kameru – údaje z pasu se nám sami načtou – doporučuju zkontrolovat správnost

10

Drag & drop a photo or scan of the required document or click here to manually select.



 Upload Passport Page  Use Webcam

Krok 11

1. Zakškrtneme políčko, že jsme si údaje zkontrolovali
2. Nahrajeme si selfie fotku nebo se vyfotíme
3. Proces opakujeme s další osobou ve skupině
4. Klikneme na tlačítko „Continue“

FULL NAME
DOCUMENT NUMBER
DATE OF BIRTH
VALIDITY

11

1 I have reviewed the name and date of birth as scanned from this identity document along with its number and expiry date and confirm that it is correct.

Take A Selfie 2

+ Add Another Individual 3

Save & Exit 4 Continue

Krok 12 – Kontaktní údaje

1. Vyplním telefonní číslo
2. Vyplním svůj email
3. Vyplním adresu – pokud nenajdu svoji adresu, tak doplním adresu v sousedství, město a stát
4. Vyberu povolání, které tomu nejvíce odpovídá
5. Doplním kontaktní osobu v případě nouze a kontakt na danou osobu
6. Klikneme na tlačítko „Continue“

The screenshot shows a contact information form with the following elements:

- A yellow circle with the number "12" is positioned in the upper right area of the form.
- Step 1: A phone number input field with a dropdown menu showing "+420" and "Phone Number".
- Step 2: An email input field.
- Step 3: A search input field with the placeholder text "Search Places in Czech Republic". Below it, a note reads: "If you don't find your street address, please enter your neighborhood, city and country."
- Step 4: A dropdown menu for "Select Occupation".
- Emergency Contacts** section with the instruction: "Please specify at least one emergency contact."
 - Step 5: A text input field for "Full Name of Emergency Contact".
 - Step 5: A phone number input field with a dropdown menu showing "+420" and "Phone Number".
- A green "+ Add Contact" link.
- At the bottom right, there are two buttons: "Save & Exit" and "Continue". A blue square with the number "6" is placed above the "Continue" button.

Krok 13 – Doplníme obecné informace

1. Stát narození?
2. Národnost po narození?
3. Rodinný stav?
4. Byli jste již někdy v historii v Keni?
5. Byl vám někdy zamítnut přístup do Keni?
6. Byl jste někdy obžalován během posledních 5 let?
7. Je vaše cesta financována 3. stranou, kterou není váš zaměstnanec či vláda?
8. Kliknout na tlačítko „Continue“

What is your country of birth?

Select Country 1 13

What was your nationality at birth?

Select Country 2

What is your Marital Status?

Single Married Divorced Widowed 3

Have you previously traveled to Kenya?

Yes No 4

Have you ever been previously denied entry to Kenya?

Yes No 5

Have you ever been convicted of any offence, under any system of law, in the past 5 years?

Yes No 6

Is your trip financed by a third party, which is not your employer nor a government?

Yes No 7

8 Save & Exit Continue

Krok 14 – Celní deklarace

1. Budete do destinace přivážet měnu či jiné peněžní nástroje v hodnotě vyšší než 5000 USD nebo jejich ekvivalent?
2. Klikneme na tlačítko „Continue“

Will you be bringing into Republic of Kenya currency or monetary instruments of a value greater than \$5000 or foreign equivalent?

Yes No 1 14

2 Save & Exit Continue

Krok 15 – Nahrajeme voucher do ubytování a letenky

15

Accommodation Booking Confirmations

Upload your booking confirmation(s) for your place of stay. This must include the name of the hotel/guesthouse. If you're visiting friends and family, provide the name, ID or passport number, and mobile phone number of your host.

Select File

Airline Booking Confirmation

Upload your airline/cruise booking confirmation(s) which clearly shows your name and arrival/departure flight details.

Select File

Save & Exit

Continue

Krok 16 – Zvolíme 1 z možností

1. Jsem žadatel, rozumím a souhlasím s tím, že toto prohlášení je konečné a neodvolatelné, a souhlasím s digitálním podpisem této žádosti.
2. NEJSEM žadatel a vyplňuji tento formulář jménem jiné osoby. Rozumím a souhlasím s tím, že toto prohlášení je konečné a neodvolatelné, a souhlasím s digitálním podpisem této žádosti.
 - a. Vyplním kontaktní údaje na osobu, která to vyplňovala
3. **V případě, že zakupujete zájezd na poslední chvíli - tzn. méně než 3 pracovní dny do odletu - napište do poznámky "URGENT Approval"**

Please make sure all information you are submitting is complete, updated and accurate. You can review and edit the information by clicking on the relevant sections. By proceeding, you: a) declare that all the information you have provided is true and complete and you understand that you are committing an offense if you knowingly omit or give false information. b) you understand that an approved eTA does not determine whether a traveller is allowed to enter the Republic of Kenya. Immigration officers will determine admissibility upon travellers' arrival. c) you understand that providing false or incorrect information may result in the rejection of your travel authorisation. d) you understand that if this application is made by an agent or automated system of a third party website, it may be automatically denied and no refund will be due. Traveller's declaration: I solemnly declare that I possess adequate funds to cover my entire stay in Kenya including accommodation, meals, transportation, medical and incidental expenses. I affirm that I have a confirmed return ticket to my Country of residence, and I understand the legal implication and consequences of providing false information and I am committed to abiding by the laws and regulations of the Republic of Kenya during my visit.

I am the applicant and I understand and agree that this declaration is final and irrevocable and accept to digitally sign this request.

1

I am NOT the applicant and I am completing this form on behalf of someone. I do understand and agree that this declaration is final and irrevocable and accept to digitally sign this request.

2

Additional Notes

Please add any additional information that you believe would help us better process your application.

3

4

Krok 17 – Zvolíme si proces vyřízení a vyplníme údaje ke kartě





Application Processing Period

Based on your travel date, select the corresponding processing time.

- Application Processing Period
- Complete your Application

<input checked="" type="radio"/> Standard Processing - Your application will be processed within 72 hours - Basic support - If your application is incomplete you will be denied.	USD 32.50
---	-----------

- Application Processing Period
- Complete your Application

Card number	Expiration	CVC
<input type="text" value="1234 1234 1234 1234"/> 	<input type="text" value="MM / YY"/>	<input type="text" value="CVC"/> 
Country	<input type="text" value="Czechia"/> 